

CE IP 20

1062

Recessed Down Light

TECHNICAL DATA

Mounting: Recessed
Body: Diecast Aluminium
Colour: White, Black
Protection: IP20
Operation temperature: 0-35

ELECTRICAL DATA

Power:
Type of Equipment: ED, Dimmable on request
Power factor: 0.5<
Input Voltage: AC 220-240V 50/60Hz

OPTICAL DATA

Beam Angle: 15 / 24 / 36
Way of lighting: Direct
Diffuser:
CCT: 3000K, 4000K, 5000K
CRI: 90<

GENERAL DATA

Warranty:
Application : Office, Residential, Shops, Hospitals



Code	Type of Equipment	Power	CRI / Ra	Luminous Efficacy	Lumens	Operating Temperature Range
1062.XX03.XXX1	ED/DIM	3	80	90	270	0 - 35
1062.XX05.XXX1	ED/DIM	5	80	90	450	0 - 35
1062.XX07.XXX1	ED/DIM	7	80	90	630	0 - 35

Please note that the standard luminaire is not intended for use in an environment with a high degree of salinity. If it is required to adapt the luminaire to work in such an environment, please contact our Sales Department to confirm the possibility of using an additional protective coating.

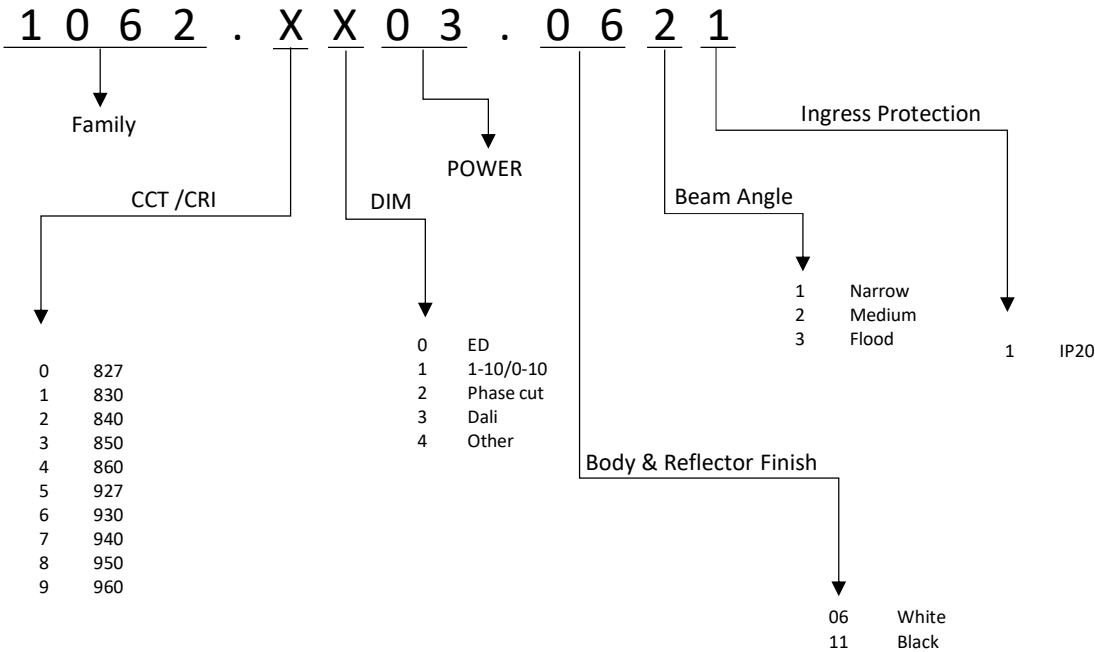
The operating temperature ranges apply only to luminaires used in the outdoor environment.

Power tolerance +/- 5%.

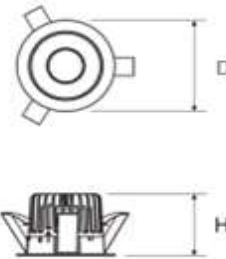

Colour temperature tolerance +/- 5%.

Led Waves Lighting reserves right to introduce any construction changes and improvements into the lighting.

ORDER DETAILS



Code	Dimension (mm)	Cutout (mm)
1062.XX03.XXX1	D 42 X H 53	35
1062.XX05.XXX1	D 52 X H 50	45
1062.XX07.XXX1	D 62 X H 55	55



Please note that the standard luminaire is not intended for use in an environment with a high degree of salinity. If it is required to adapt the luminaire to work in such an environment, please contact our Sales Department to confirm the possibility of using an additional protective coating.
The operating temperature ranges apply only to luminaires used in the outdoor environment.
Power tolerance +/- 5%.
Colour temperature tolerance +/- 5%.

Led Waves Lighting reserves right to introduce any construction changes and improvements into the lighting.