

CE IP 65

3506

Wall/Ceiling Light

TECHNICAL DATA

Mounting: Surface
Body: Diecast Aluminium
Colour: White, Black, Dark Grey
Protection: IP65
Operation temperature: 0-50

ELECTRICAL DATA

Power: 24W
Type of Equipment: ED, Dimmable on request
Power factor: 0.9<

OPTICAL DATA

Beam Angle: Wide Beam
Way of lighting: Direct
Diffuser: PC
CCT: 3000K, 4000K, 5000K
CRI: 80<

GENERAL DATA

Warranty:
Application : Halls, Staircases, Corridors



Code	Type of Equipment	Power	CRI / Ra	Luminous Efficacy	Lumens	Operating Temperature Range
3506.X024.XX44	ED	24	85	83	1992	0 - 50

Please note that the standard luminaire is not intended for use in an environment with a high degree of salinity. If it is required to adapt the luminaire to work in such an environment, please contact our Sales Department to confirm the possibility of using an additional protective coating.

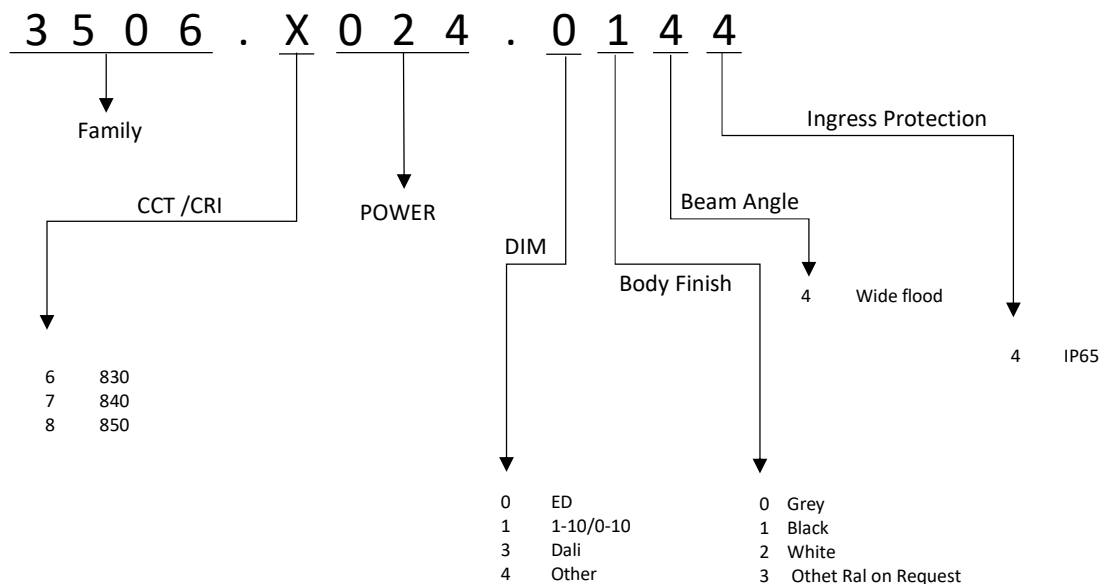
The operating temperature ranges apply only to luminaires used in the outdoor environment.

Power tolerance +/- 5%.

Colour temperature tolerance +/- 5%.

Led Waves Lighting reserves right to introduce any construction changes and improvements into the lighting.

ORDER DETAILS

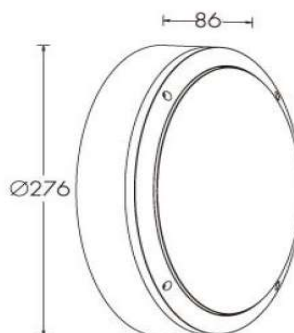
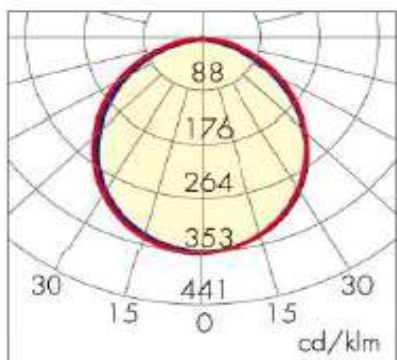


Code

3506.X024.XX44

Dimension (mm)

D 276 X H: 86



PHOTOMETRIC DISTRIBUTIONS

Please note that the standard luminaire is not intended for use in an environment with a high degree of salinity. If it is required to adapt the luminaire to work in such an environment, please contact our Sales Department to confirm the possibility of using an additional protective coating.

The operating temperature ranges apply only to luminaires used in the outdoor environment.

Power tolerance +/- 5%.

Colour temperature tolerance +/- 5%.

Led Waves Lighting reserves right to introduce any construction changes and improvements into the lighting.