

CE IP 65

6500 Bollard

TECHNICAL DATA

Mounting: Surface
Body: Diecast Aluminium
Colour: White, Black, Dark Grey
Protection: IP65
Operation temperature: 0-50°

ELECTRICAL DATA

Power: 11W
Type of Equipment: ED, Dimmable on request
Power factor: 0.9<
Input Voltage: AC 220-240V 50/60Hz

OPTICAL DATA

Beam Angle:
Way of lighting: Direct
Diffuser: PC
CCT: 3000K, 4000K, 5000K
CRI: 70/80<

GENERAL DATA

Warranty:
Application : Parking, Parks, Gardens

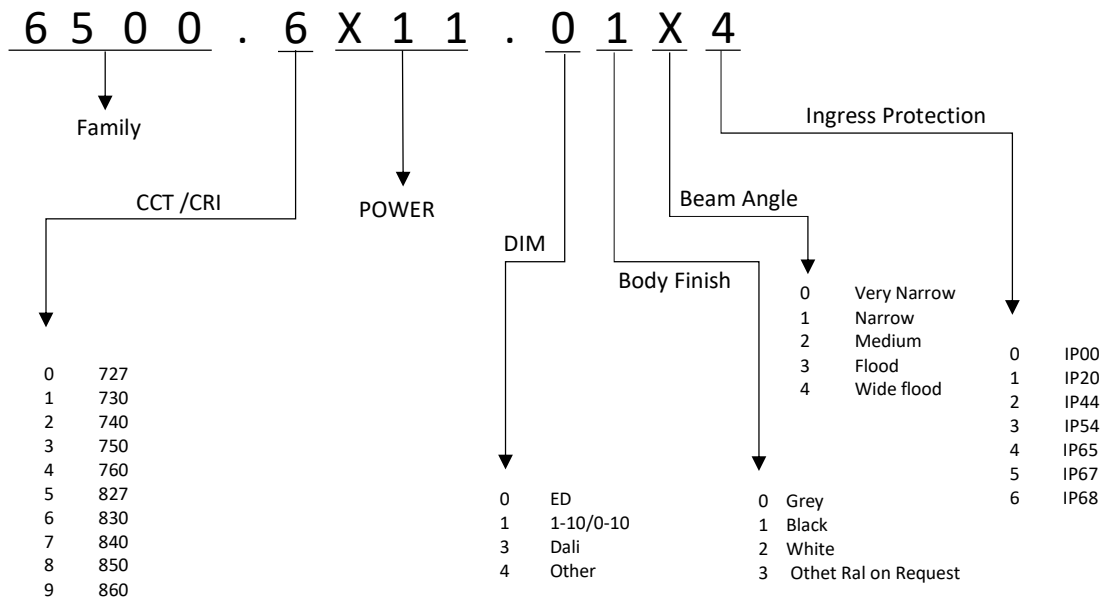


Code	Type of Equipment	Power	CRI / Ra	Luminous Efficacy	Lumens	Operating Temperature Range
6500.6011.0144	ED/DIM	11W	70/80	21	234	0 - 50

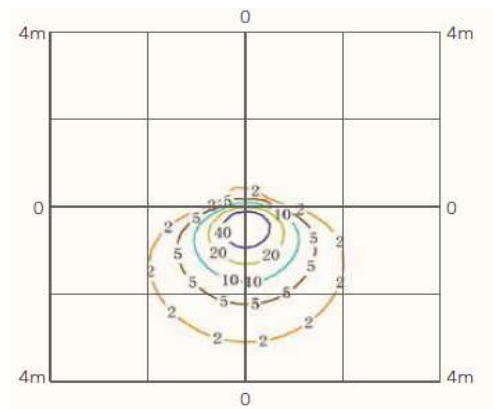
Please note that the standard luminaire is not intended for use in an environment with a high degree of salinity. If it is required to adapt the luminaire to work in such an environment, please contact our Sales Department to confirm the possibility of using an additional protective coating.
 The operating temperature ranges apply only to luminaires used in the outdoor environment.
 Power tolerance +/- 5%.
 Colour temperature tolerance +/- 5%.

Led Waves Lighting reserves right to introduce any construction changes and improvements into the lighting.

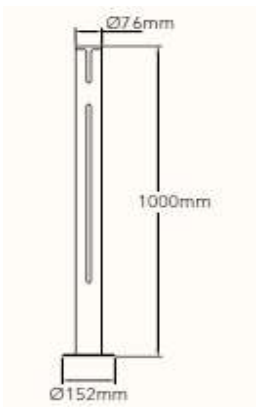
ORDER DETAILS



Code	Dimension (mm)
6500.6011.0144	D 152 X H 1000



PHOTOMETRIC DISTRIBUTIONS



Please note that the standard luminaire is not intended for use in an environment with a high degree of salinity. If it is required to adapt the luminaire to work in such an environment, please contact our Sales Department to confirm the possibility of using an additional protective coating.

The operating temperature ranges apply only to luminaires used in the outdoor environment.

Power tolerance +/- 5%.

Colour temperature tolerance +/- 5%.

Led Waves Lighting reserves right to introduce any construction changes and improvements into the lighting.